

Knob for position indicators

For DD52R, DD52R-E and DD52R-E-RF indicators, technopolymer

KNOB

Glass-fibre reinforced polyamide based (PA) technopolymer, black colour, matte finish.

CAP

Polypropylene based (PP) technopolymer, RAL 2004 (C2) orange or RAL 7035 (C3) grey colour, matte finish, press-fit assembly.

Can be removed easily from the knob when not fitted to the indicator, if required.

STANDARD EXECUTIONS

- **MDX-52-N**: no graphic symbol.
- **MDX-52-D**: with arrow indicating clockwise increase.
- **MDX-52-S**: with arrow indicating anti-clockwise increase.

APPLICATIONS

The MDX-52 knob is made to be fitted to mechanical position indicators DD52R (see page -), electronic position indicators DD52R-E (see page -) and DD52R-E-RF (see page -).

ACCESSORIES ON REQUEST

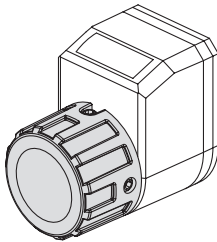
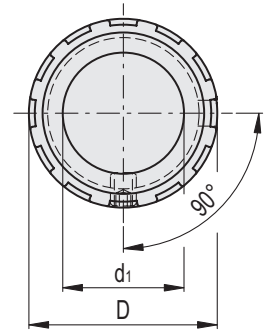
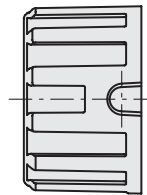
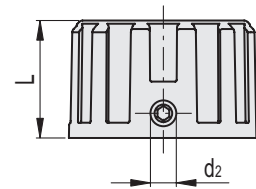
CA.VCT: polypropylene-based (PP) technopolymer cap, in Elecolors colours, matte finish, press-fit assembly. For sufficient quantities, it can be supplied in other colours or with customised graphic symbols, marks or writings.

ASSEMBLY INSTRUCTIONS

1. Remove the screw from the indicator boss and replace it with a longer stainless steel screw (M5x10 supplied).
2. Fit the knob to the indicator boss, fitting the slotted seat into the new screw.
3. Fix the knob to the indicator boss using the non-hexagonal socket head stainless steel grub screw with cup end, as per UNI 5929-85 (M4x6 supplied). Suggested tightening torque: 0.4 Nm



ELESA Original design



N-C2



N-C3



D-C2



D-C3



S-C2



S-C3



Code	Description	D	L	d1	d2	Δ
CE.83871-N-C2	MDX.52-N-C2	41	25	27	M4	23
CE.83871-N-C3	MDX.52-N-C3	41	25	27	M4	23
CE.83871-D-C2	MDX.52-D-C2	41	25	27	M4	23
CE.83871-D-C3	MDX.52-D-C3	41	25	27	M4	23
CE.83871-S-C2	MDX.52-S-C2	41	25	27	M4	23
CE.83871-S-C3	MDX.52-S-C3	41	25	27	M4	23